


SUSPENDED SOLIDS MONITOR

Model 978-C



PRODUCT DESCRIPTION

This innovative suspended solids monitor accurately measures the concentration of solids in clear or colored fluids. The instrument offers a low range scale of 0 to 2000ppm and scales up to 0 to 50% suspended solids. The instrument is available with either an insertion-type or submersible-type sensor. The insertion-type sensor slips through a compression fitting allowing installation into any size pipe, eliminating costly bypass systems. The submersible sensor is used in tanks, ponds or open channel applications.

In-situ measurements provide instantaneous, accurate readings without sampling. The instrument comes with your choice of isolated linear outputs (4 to 20mA is standard).

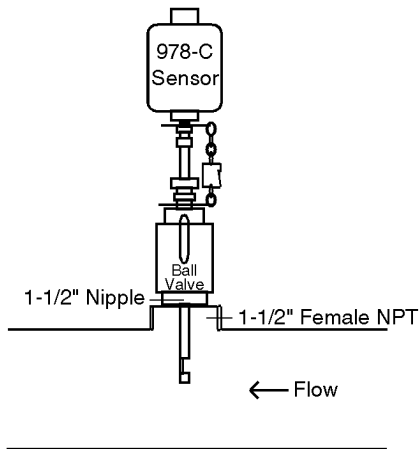
FEATURES

- **Wide dynamic range**
- **In-line measurements assure maximum accuracy**
- **Hot-tap installation permits uninterrupted flow**
- **Linear isolated output**
- **Optional alarms, battery power**
- **Use in any size pipe**
- **High accuracy and reliability**
- **Insensitive to visible colors, flow, temperature & pressure**
- **One-year limited warranty**

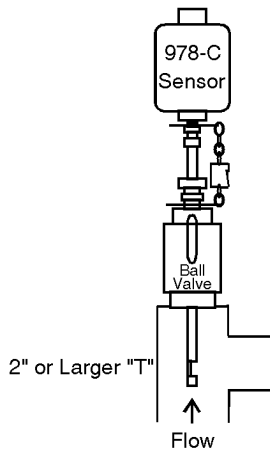
PRINCIPLE OF OPERATION

The Model 978-C Suspended Solids Monitor uses a pre-focused incandescent lamp to direct a beam of light through the process fluid. Particulate matter in the fluid absorbs light in proportion to particulate concentration. The transmitted light is received by a silicon detector which generates a current signal proportional to the particulate concentration. The electronic signal converter amplifies and scales the current signal to provide a readout on a meter and an isolated output signal.

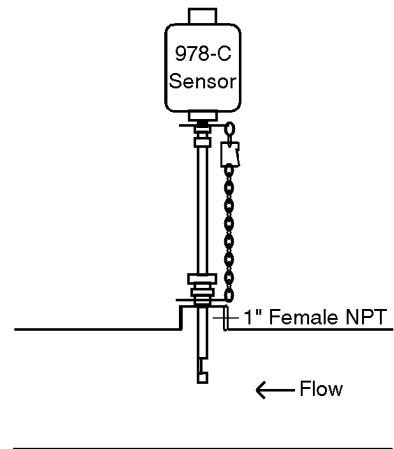
MODEL 978-C TYPICAL SENSOR MOUNTING



Large Pipe
With Pipe Insertion Assembly



Small Pipe
With Pipe Insertion Assembly



Large Pipe
Without Pipe Insertion Assembly

SPECIFICATIONS

SENSORS

Type

Size

Wetted Parts

Process Temp.

Pressure

Mounting

Dimensions

Diameter

Length

Junction Box

Insertion Probe

Pipes greater than 2 inches

316 stainless, glass

15°F to 230°F (-10°C to 110°C)

0 to 150 psig

1" NPT male

7/8"

12"

2 X 4 X 2"

Submersible Probe

Open channel/tanks

316 stainless, glass

15°F to 140°F (-10°C to 60°C)

0 to 50 psig(110 feet of water)

Cable or rigid mount

7/8"

8"

None

TRANSMITTER

Display

Range

Input

Output

Resolution

Repeatability

Ambient Temperature

Alarms

Enclosure

Dimensions

NEMA 1

NEMA 4X

Mounting

NEMA 1

NEMA 4X

Power

Shipping Weight

3-1/2 digit LCD (0 to 2, 0 to 20, 0 to 200 or 0 to 2000 scales)

0 to 2000ppm to 0 to 50% full scale

Model 978-C sensor

4 to 20 mA into 600 ohms max. isolated, other outputs available

0.05% of full scale

0.05% of full scale

32°F to 120°F (0-50°C)

Optional dual alarms

NEMA 1 or NEMA 4X

11" W x 6" H x 4" D

11-7/8" x 7-1/4" x 6-3/4"


Panel or wall mount

Wall or pipe mount

115 or 230 VAC @ 50/60 Hz, 20 Watts. Optional 12 & 24 VDC etc.

16-24 lbs. depending on options

Represented By:



450 West Larch Road, Suite 5
Tracy, CA 95304
USA

888-798-8300 (USA) or 209-839-8600

FAX 209-839-8601

E-Mail: sales@secocontrols.com